



Fit in English

Grundstufe 1


Autorin:
Doris Hammer

Inhaltsverzeichnis



| | |
|-----------------|-----------|
| Colours | 7 – 40 |
| Numbers | 41 – 71 |
| Pets | 73 – 108 |
| Zoo animals | 109 – 140 |
| Fruits | 141 – 178 |
| Vegetables | 179 – 210 |
| Schoolthings | 211 – 238 |
| Classroom | 239 – 272 |
| Spring & easter | 273 – 304 |
| Family | 305 – 338 |
| QR Codes | 339 – 340 |
| Lösungen | 341 – 364 |

Colors



Numbers - Miniwortkarten

Die Miniwortkarten weisen alle Vokabeln dieses Themenbereiches auf. Sie sind sehr vielfältig einsetzbar und können z.B. in Vokabelheften, als Memo-Spiel oder für diverse Erarbeitungs- und Festigungseinheiten Verwendung finden. Passend zu den Miniwortkarten finden Sie auf den nächsten Seiten die dazugehörigen Minibildkarten.

| | | |
|-------|-------|----------|
| one | two | three |
| four | five | six |
| seven | eight | nine |
| ten | zero | to count |

Numbers - Minibildkarten I

Die Minibildkarten weisen alle Bilder zu den Vokabeln dieses Themenbereiches auf. Die Bilder können sowohl in Farbe (diese Kopiervorlage) oder in schwarz-weiß (nächste Kopiervorlage) im Unterricht eingesetzt werden.



Numbers - Minibildkarten II




7. What's the time?

name: _____


The hands are missing. Draw the hands into the clocks.



It's three o'clock.



It's six o'clock.



It's nine o'clock.



It's four o'clock.




It's seven o'clock.




It's two o'clock.




It's eight o'clock.



It's one o'clock.




It's eleven (11) o'clock.



It's ten o'clock.



It's twelve (12) o'clock.



It's five o'clock.

3. Listen and match

name: _____



Lilly



Emily



George



Harry



Olivia





Jakob



Mia



James



3. Listen and match

Das Arbeitsblatt lädt die Schülerinnen und Schüler dazu ein, herauszufinden, welches Tier zu welchem Kind gehört. Lesen Sie den Heranwachsenden den vorgegebenen Text langsam vor und bitten Sie diese, eine Linie vom Bild des Kindes zum Bild des Haustieres zu ziehen. Nutzen Sie anderenfalls auch gerne die Audio Datei, welche Ihnen mittels QR Code zur Verfügung steht:

★ **Tipp:** Empfehlen Sie den Heranwachsenden, beim Verbinden unterschiedliche Farben zu verwenden, um eine gezielte Zuordnung garantieren zu können.

„Hello children. Listen and match! Draw a line!

Olivia has got a dog. I repeat: Olivia has got a dog.

George has got a hamster. I repeat: George has got a hamster.

Harry has got a mouse. I repeat: Harry has got a mouse.

Mia has got a budgie. I repeat: Mia has got a budgie.

Lilly has got a fish. I repeat: Lilly has got a fish.

Jakob has got a parrot. I repeat: Jakob has got a parrot.

James has got a snake. I repeat: James has got a snake.

Emily has got a turtle. I repeat: Emily has got a turtle.

Well done!“

Diese Übung bietet sich zudem sehr gut für einen Sprech Anlass an. Fragen Sie die Kinder: „What animal does Harry have?“ Geben Sie den Kindern eine Antwortmöglichkeit vor: „_____ has got a _____.“

Audio Nr. 09



Nutzen Sie für die Bearbeitung dieses Arbeitsblattes gerne diese Audio. Diese finden Sie auch in unserem Download Portal LOS.



6. Look, talk and guess!

name: _____



There is one penguin and two giraffes.

Yes, it is!



It is picture number !!



6. Look, talk and guess!

Dieses Arbeitsblatt schult sowohl die Sprachkompetenz, als auch das Hörverständnis der Schülerinnen und Schüler. Die Aufgabe der Heranwachsenden ist es, in Partner- oder Klassenarbeit ein Bild zu beschreiben. Die Mitschülerinnen und Mitschüler bzw. der Partner oder die Partnerin versuchen das Bild anhand der Beschreibung zu erkennen und die passende Nummer des Bildes zu nennen.

★ **Beispiel:** Kind 1 sagt: „*There is one elephant.*“ oder „*There are three lions.*“

Kind 2 sucht das beschriebene Bild und antwortet: „*It's picture number one.*“

Kind 1 bestätigt dies oder verneint dies.

Geben Sie als Hilfestellung die Phrasen „*There is one / There are*“ sowie auch „*It's picture...*“ vor.

Die Auseinandersetzung mit der Anzahl der Zootiere lädt zudem dazu ein, sich mit der Einzahl und Mehrzahl in der englischen Sprache zu beschäftigen. Die Kinder dürfen herausfinden und verstehen, dass in der Mehrzahl der Buchstabe "s" an das Wort (Nomen) angehängt wird. Es gibt auch Ausnahmeregelungen oder die Anwendung von Apostrophen, diese ist allerdings für den Gebrauch des Vokabulars der Zootiere nicht wesentlich.

1 hippo – 2 hippos

1 lion – 3 lions

5. Fruits

name: _____

Write the words under the pictures.



What fruit do you like?



I like apples.

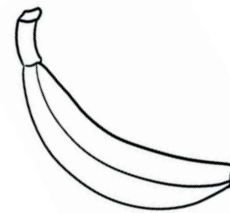












apple

plum

orange

cherry

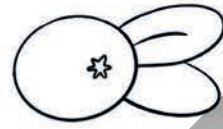

pear

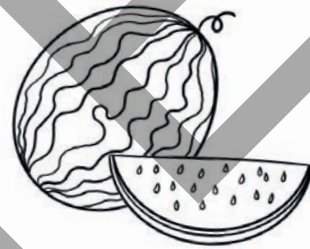
banana

6. Fruits

name: _____

Write the words under the pictures.







watermelon

grapes

blueberry


























pineapple

lemon

strawberry

3. In the vegetable garden name: _____














Cross out what doesn't fit.

| | | | | |
|-------------------------------------------------------------------------------------|-------------------------------------------------------------------------------------|-------------------------------------------------------------------------------------|---------------------------------------------------------------------------------------|---------------------------------------------------------------------------------------|
|  |  |  |  |  |
|  |  |  |  |  |
|  |  |  |  |  |
|  |  |  |  |  |
|  |  |  |  |  |

Cut and glue.
above the ground



under the ground

| | | | | | | |
|-------------------------------------------------------------------------------------|-------------------------------------------------------------------------------------|-------------------------------------------------------------------------------------|-------------------------------------------------------------------------------------|--------------------------------------------------------------------------------------|---------------------------------------------------------------------------------------|---------------------------------------------------------------------------------------|
|  |  |  |  |  |  |  |
|  |  |  |  |  |  | |

7. Where are the schoolthings? name:

Find the correct information.



The pen is **on** the schoolbag.

| | | |
|----|----|-------|
| | | |
| in | on | under |

| | | |
|----|----|-------|
| | | |
| in | on | under |

| | | |
|----|----|-------|
| | | |
| in | on | under |

| | | |
|----|----|-------|
| | | |
| in | on | under |

| | | |
|----|----|-------|
| | | |
| in | on | under |

| | | |
|----|----|-------|
| | | |
| in | on | under |

| | | |
|----|----|-------|
| | | |
| in | on | under |

| | | |
|----|----|-------|
| | | |
| in | on | under |

| | | |
|----|----|-------|
| | | |
| in | on | under |

| | | |
|----|----|-------|
| | | |
| in | on | under |

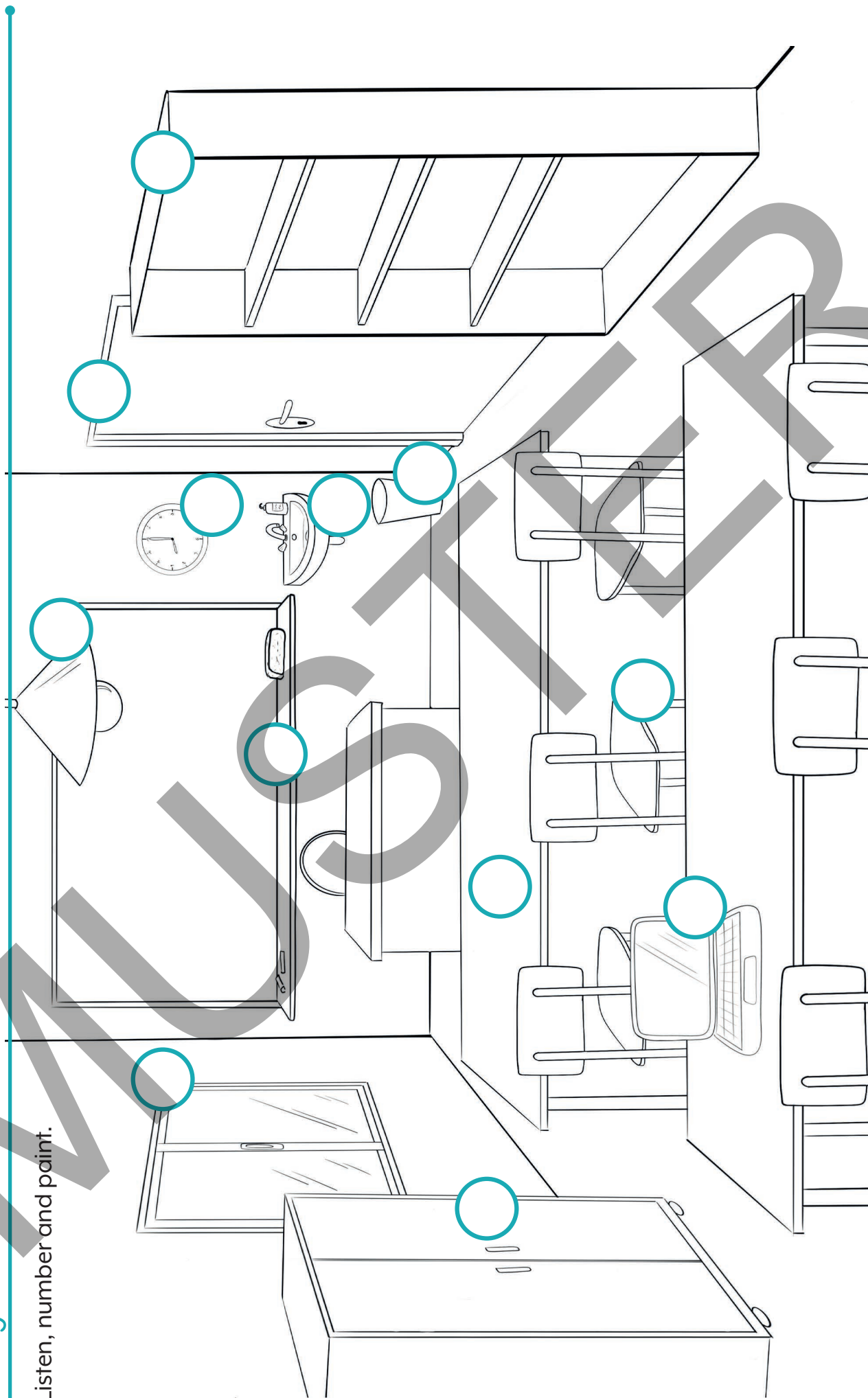
| | | |
|----|----|-------|
| | | |
| in | on | under |

| | | |
|----|----|-------|
| | | |
| in | on | under |

2. My classroom

Listen, number and paint.

name: _____




4. Easter egg hunt

name: _____


Cut and glue.



The Easter egg is _____ the dog.



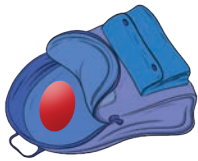
The Easter egg is _____ the basket.



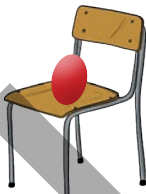
The Easter egg is _____ the lion.



The Easter egg is _____ the rabbit.



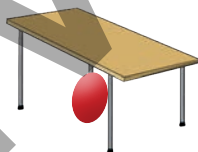
The Easter egg is _____ the schoolbag.



The Easter egg is _____ the chair.



The Easter egg is _____ the tree.



The Easter egg is _____ the desk.



| | | | |
|-------|--------|----|----|
| under | behind | in | on |
| under | behind | in | on |

4. Listen and match

name: _____

Listen and draw a line.



Lilly



Emily



George



Harry



Olivia



Jakob



Mia



James



9. All about my dad

name: _____


Find out things about your father.

MY SUPERHERO

name: _____




my dad is born on:



my dad's favourite colour is:



my dad likes to eat:




my dad is good at:



my dad and I like to...



my dad's favorite animal is:



Lösungen

1. What's your favourite colour? name: _____

Interview your friends.



What's your favourite colour?



My favourite colour is green.

| name | colour |
|------|--------|
| | |
| | |
| | |
| | |
| | |
| | |
| | |
| | |
| | |

Individuelle Lösung

© Lipura Verlagsges.m.b.H.

Fit in English - GS 1 | 11

2. Colourful art name: _____

Listen and colour.



© Lipura Verlagsges.m.b.H.

Fit in English - GS 1 | 13

3. Mix colours name: _____

Mix the colours.



Red plus blue is...!

+ =

+ =

+ =

+ =

+ + =

+ = **Individuelle Lösung**

© Lipura Verlagsges.m.b.H.

Fit in English - GS 1 | 15

4. Paint, cut, glue name: _____

1. Listen and paint.
2. Cut and glue.



Individuelle Lösung

| | | | | | | | | | | | |
|-----|--------|------|--------|-------|------|----------|-------|-------|--------|------|-------|
| red | orange | blue | purple | green | grey | colorful | brown | white | yellow | pink | black |
|-----|--------|------|--------|-------|------|----------|-------|-------|--------|------|-------|

© Lipura Verlagsges.m.b.H.

Fit in English - GS 1 | 17

Lösungen

9. Vegetable and numbers

name: _____

Count and write.



There **is/are** four tomatos in Ben's basket.

There **is/are** two peppers in Ben's basket.

There **is/are** two corn in Ben's basket.

There **is/are** two carrots in Ben's basket.

There **is/are** four potatos in Mia's basket.

There **is/are** one lettuce in Mia's basket.

There **is/are** four carrots in Mia's basket.

There **is/are** two tomatos in Mia's basket.

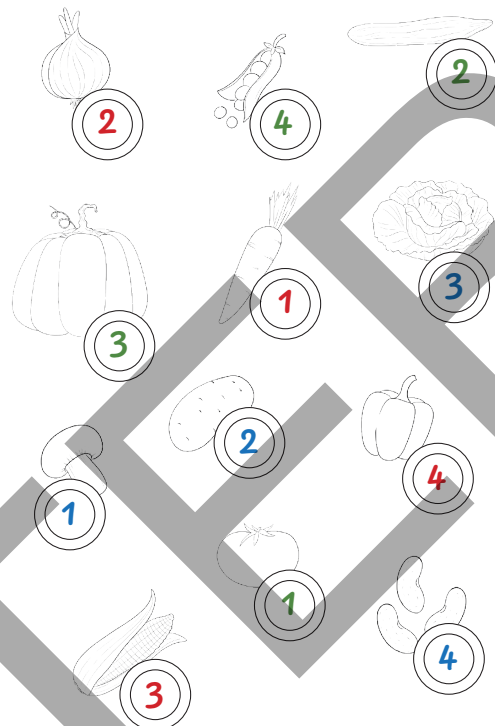
© Lipura Verlagsges.m.b.H.

Fit in English - GS 1 | 183

10. Let's check - vegetables

name: _____

Listen and number.



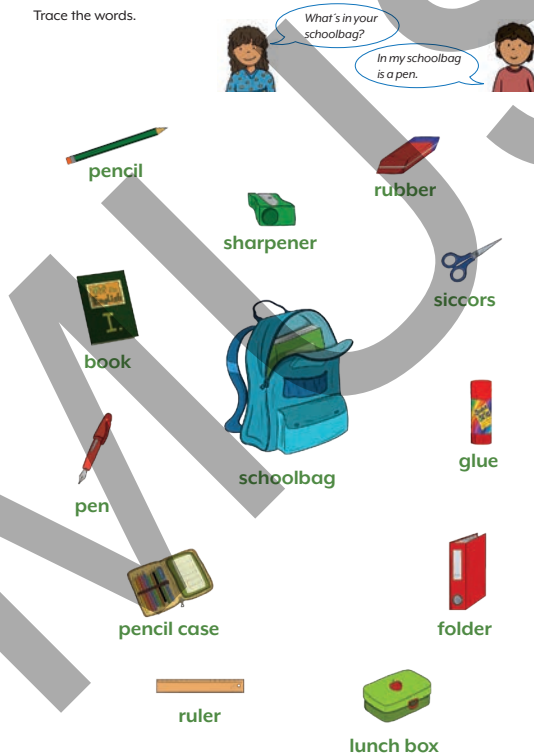
© Lipura Verlagsges.m.b.H.

Fit in English - GS 1 | 58

1. In my schoolbag

name: _____

Trace the words.



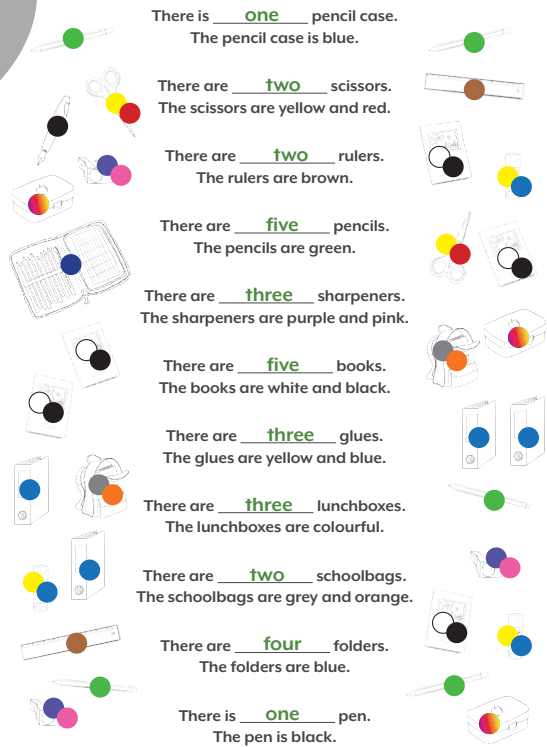
© Lipura Verlagsges.m.b.H.

Fit in English - GS 1 | 215

2. Count and colour the schoolthings


name: _____

Read, count and point.



© Lipura Verlagsges.m.b.H.

Fit in English - GS 1 | 217




Numbers





Zoo animals





Fruits



Vegetables



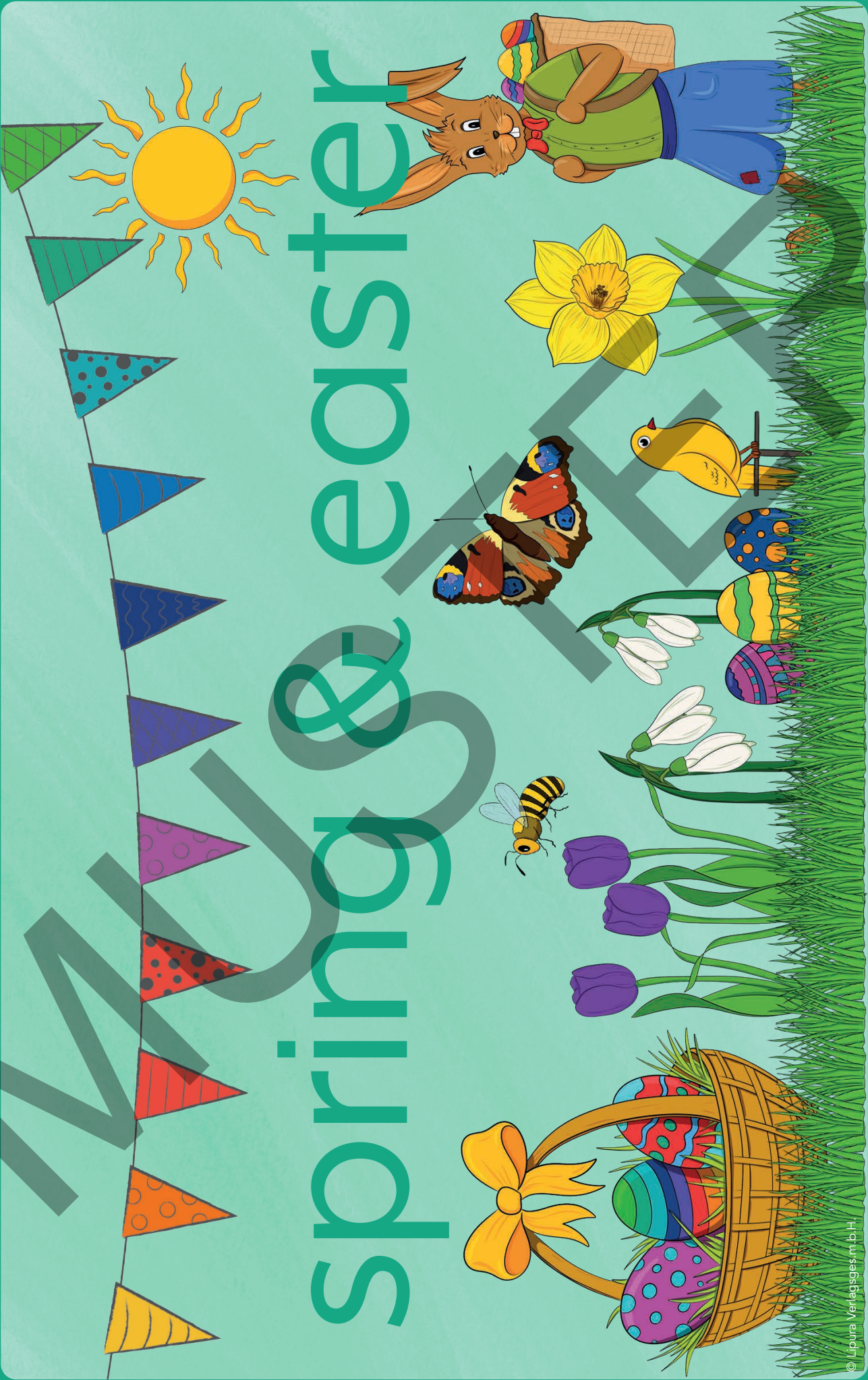
schoolthings




classroom



spring & easter





family

