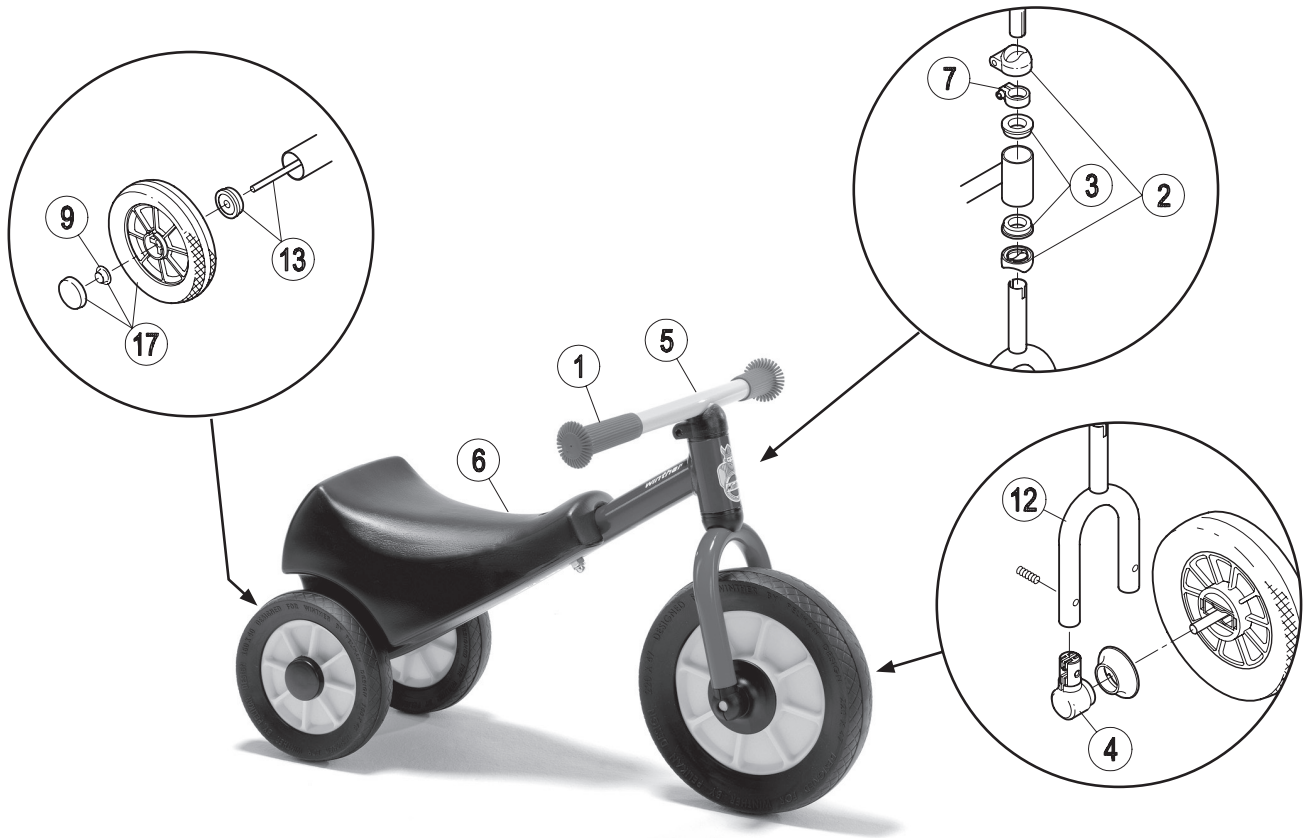













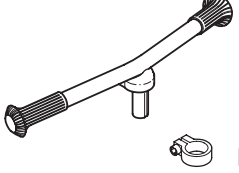



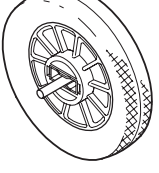




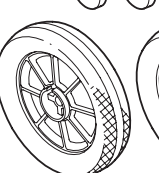
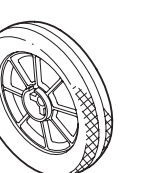


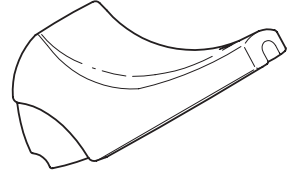


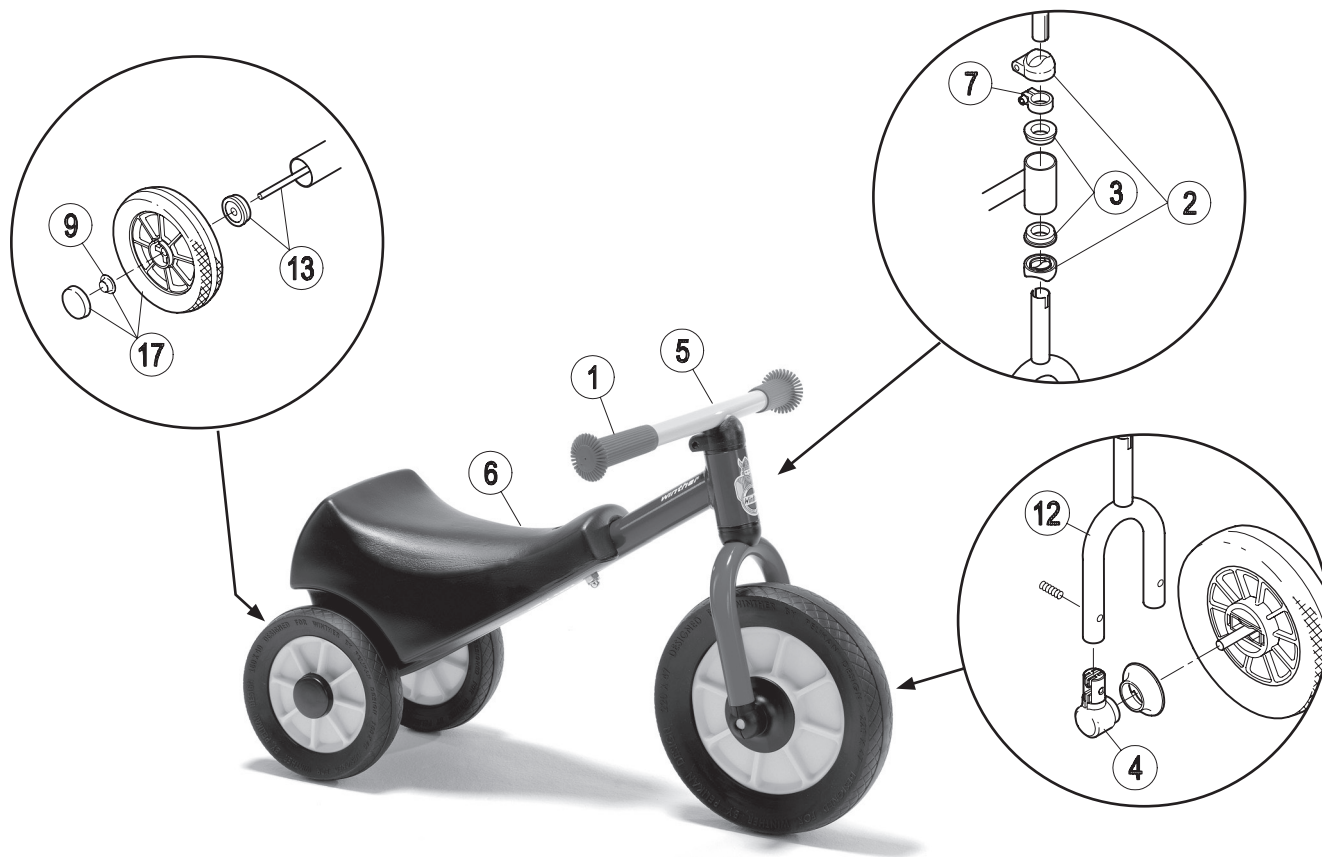


Ersatzteile für:
112141
MINI Scooter



Pos.		Pos.		Pos.	
1	 x2	7	 x1  x1	13	 x1  x2  x2
2	 x1  x1	8		14	
3	 x2	9	 x4	15	
4	 x2  x2  x1	10		16	
5	   	11	    	17	   
6	 	12		18	

Ersatzteile für:
112141
MINI Scooter



Pos.	43814		43820	
	Version		Version	
	1.2	2.0	1.2	2.0
1	50015	50015	50001	50001
2	50002	50068	50002	50068
3	50003	50003	50003	50003
4	50004	50004	50004	50004
5	50138	50139	50140	50066
6	50041	50041	50041	50041
7	50105	50067	50105	50067
8	-	-	-	-
9	50008	50008	50008	50008
10				
11	50036	50069	50027	50064
12	-	50107	-	50107
13	-	-	-	-
14	-	-	-	-
15	-	-	-	-
16	-	-	-	-
17	50032	50073	50022	50063
18	-	-	-	-